



SHINE FOR HANNAH

Decorating Guide



FOLD
HERE

www.hannahshouse.org.au
@hannahshouseperth

#SHINEFORHAPPY
Care that comes home

hannah's
house




FOLD
HERE

www.hannahshouse.org.au
@hannahshouseperth

#SHINEFORHAPPY
Care that comes home

hannah's
house

FOLD
HERE

www.hannahshouse.org.au
@hannahshouseperth

#SHINEFORHAPPY
Care that comes home

hannah's
house





FOLD
HERE

www.hannahshouse.org.au
@hannahshouseperth

#SHINEFORHAPPY
Care that comes home

hannah's
house

INSTRUCTIONS

Items: Gather some scissors and paper


1. Print on A4 paper or cardstock
2. Cut along the edge of each place card using scissors
3. Fold Place card in half
4. Use the place cards to display guest names or the names of your treats & goodies.

Place Cards

#shineforhannah



#shineforhannah




INSTRUCTIONS

Items: Gather some scissors, ribbon, and glue.

1. Print as many pages as you like, then cut out the triangles using the yellow dotted line as a guide.
2. Cut a length of ribbon or string to fit all your triangles with approximately 10cm on each side to tie up.
3. Lay out the triangles evenly along your ribbon - leaving a 2cm space between each one.
4. Fold each triangle along the dotted yellow line and hook them over the ribbon. Using glue or staples, secure the triangle on the ribbon.
5. Hang it up and celebrate!

Bunting









INSTRUCTIONS

Items: Scissors

1. Print as many pages as you like in A4, then cut out the cake wrappers with scissors
2. Make a slice along the left side of the wrapper where indicated
3. Wrap the delicious cake you've made by tucking the tag into the slit
4. Enjoy your 'yummy treats'!

Cake Wrapper



INSTRUCTIONS

Items: Toothpicks, scissors, tape

1. Print as many pages as you like on a4 paper or card, then cut out the toppers using the yellow dotted line as a guide.
2. Take a toothpick and align it in the center of a cake topper.
3. Use a small piece of tape or a staplers to secure the toothpick to the paper.
4. Decorate your yummy yellow treats and enjoy!

Cake Toppers




Hannah Watson, Aged 4
Opitz Trigonoccephaly Syndrome

Shine for Hannah is a great opportunity to gather your friends, family and colleagues, dress up in yellow and do something extraordinary for seriously ill children.

Every **\$80 raised** will provide **1 hour of care** for seriously ill children.

#shineforhannah

SHINE FOR HANNAH



Let's come together this March and truly shine with hope, compassion and joy.



hannah's house
Care that comes home

Donate today and help kids like Hannah



To donate, visit shineforhannah.com.au and search for your host's page to join their fundraising effort.



www.hannahshouse.org.au

[@hannahshouseperth](https://www.instagram.com/hannahshouseperth)

